

P. C. B LAYOUT

Plastic Base

Type	可定制尺寸
H	1.0
PA	2.0
PB	2.0
PC	4.0

未注公差 UNLESS OTHERWISE SPECIFIED TOLERANCE	
线性 (LINER)	± 0.10
角度 (ANGLES)	± 1°
第三视角投影 THIRD ANGLE PROJECTION	

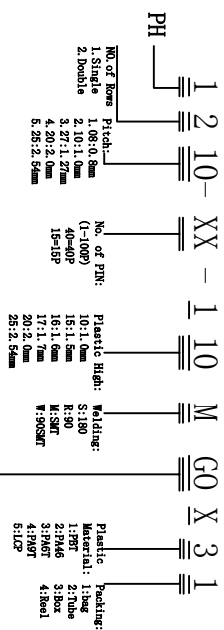
品名 (TITLE):		PH1.0*1.0 2*NP SMT 系列图	
绘图 (DRAWING)	审核 (CHECK)	料号 (PART NO.):	图号 (DWG NO.):
		1210-XX110MGOX-31	
批准 (APPROVED)	日期 (DATE)	版本 (REV):	页次 (SHEET)
		AO	10F-1



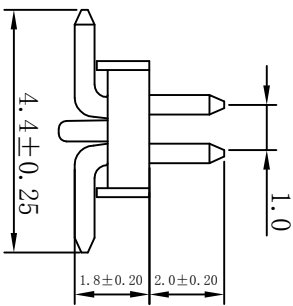
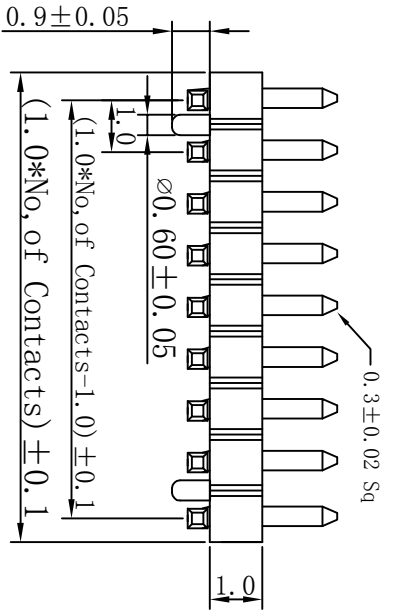
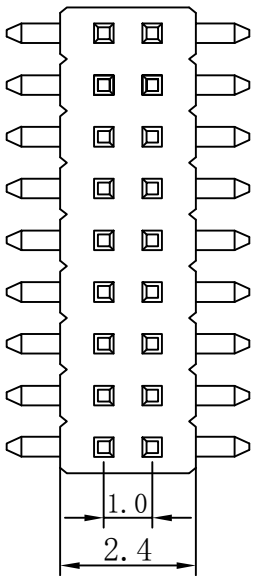
A4

Specifications:
 Current Rating: 0.75 Amp
 Contact resistance: 20m Ohm Max
 Insulator resistance: 1000M ohm min.
 Withstanding Voltage: 500V AC/Minute
 Operating Temperature Range: -40° ~ +105° C
 Material And Finish
 Insulator: Polyester, (PBT UL94V-0)
 Insulator Color: Black
 Contact: Brass
 Contact Plated: See Contact Plated Tab.

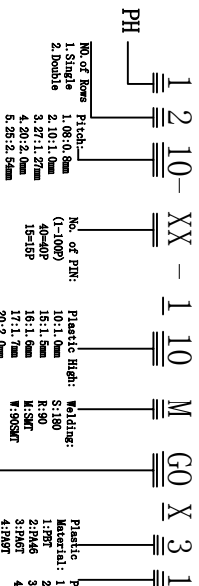
Ordering information



Code	Material	Parting	Parting
00	load 100"	Th. 1000"	Th. 1000"
01	load 10"	Th. 1000"	Th. 2000"
02	load 20"	Th. 1000"	Th. 1500"
03	load 30"	Th. 1000"	Th. 1000"
04	load 40"	Th. 1000"	Th. 1000"
05	load 50"	Th. 1000"	Th. 1000"
06	load 100"	Th. 1000"	Th. 1000"
07	load 200"	Th. 1000"	Th. 1000"



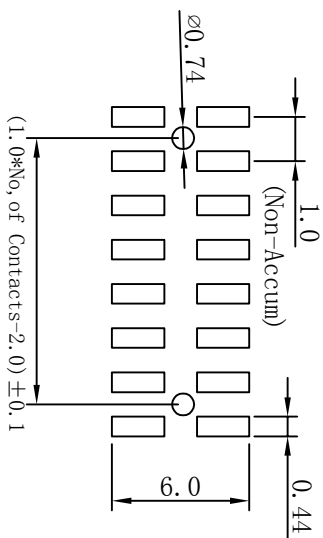
Ordering information



Specifications:
 Current Rating: 0.75 Amp
 Contact resistance: 20m Ohm Max
 Insulator resistance: 1000M ohm min.
 Withstanding Voltage: 500V AC/Minute
 Operating Temperature Range: -40° ~+105° C
 Material And Finish
 Insulator: Polyester, (PBT UL94V-0)
 Insulator Color: Black
 Contact: Brass
 Contact Plated: See Contact Plated Tab.

Code	Material	Parting	Plastic Parting
00	load 100"	11	100"
01	load 100"	12	100"
02	load 200"	13	150"
03	load 300"	14	100"
04	load 300"	15	100"
05	load 100"	16	100"
06	load 100"	17	100"
07	load 200"	18	100"

Plastic Base



A4

Type	可定制尺寸
H	1.0
PA	2.0
PB	2.0
PC	4.0

未注公差 UNLESS OTHERWISE SPECIFIED TOLERANCE	
线性 (LINER)	角度 (ANGLES)
x ± --	x' ± ±
.x ± 0.20	.x' ± ±
.xx ± 0.15	.xx' ± ±
.xxx ± 0.10	.xxx' ± ±

品名 (TITLE): PH1.0*1.0 2*NP SMT 带柱 系列图		料号 (PART NO.): 1210-XX110MGOX-31	
绘图 (DRAWING)	审核 (CHECK)	图号 (DWG NO.):	单位 (UNIT): MM
核准 (APPROVED)	日期 (DATE)	版本 (REV): AO	页数 (SHEET): 10F1

P.C.B LAYOUT